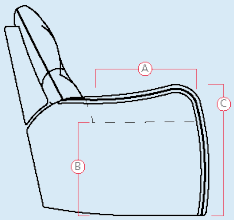


# 42211

## YELLOWSTONE II

### DIMENSIONS



A - Seat Depth - 21" / 53cm

B - Seat Height - 17.5" / 44cm

C - Arm Height - 24" / 61cm



Dimensions shown as Width x Depth x Height. Specifications are correct at time of printing and are subject to change without notice.

**LHF** - left hand facing **RHF** - right hand facing **IA** - inside arm to inside arm.



#### 09-Corner Curve

52 x 52 x 33"

132 x 132 x 84cm



#### 10-Armless Chair

23 x 37 x 40"

60 x 95 x 100cm



#### 30-Armless Recliner

**60-Armless Power Recliner**

23 x 37 x 40"

60 x 95 x 100cm



#### 32-Rocker Recliner Chair

**31-Wallhugger Recliner Chair Pwr 47-LHF Recliner**

**34-Swivel Glider Manual Recliner 66-RHF Power Recliner**

**38-Swivel Glider Power Recliner 67-LHF Power Recliner**

33 x 37 x 40"

84 x 95 x 100cm

IA: 21" / 54cm



#### 46-RHF Recliner

**47-LHF Recliner**

**66-RHF Power Recliner**

**67-LHF Power Recliner**

29 x 37 x 40"

72 x 95 x 100cm



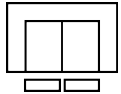
#### 51-Sofa Recliner

**61-Sofa Power Recliner**

80 x 37 x 40"

204 x 95 x 100cm

IA: 69" / 176cm



#### 53-Loveseat Recliner

**63-Loveseat Power Recliner**

57 x 37 x 40"

145 x 95 x 100cm

IA: 46" / 118cm

IMAGE NOT  
AVAILABLE

#### 85-SMALL CORNER

43 x 43 x 32"

110 x 110 x 81cm



#### W0-Home Theatre Wedge

16 x 31 x 24"

39 x 77 x 61cm



#### W2-Console

13 x 31 x 24"

33 x 77 x 61cm

# 42211

## YELLOWSTONE II

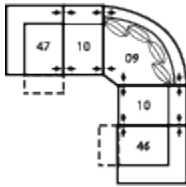


### POPULAR CONFIGURATIONS

NOTE: ALWAYS ASSEMBLE CONFIGURATIONS FROM RIGHT HAND FACING TO LEFT HAND FACING COMPONENTS



M1 - 143 x 65" / 363 x 165cm



MA - 104 x 104" / 264 x 264cm



MX - 104 x 69" / 264 x 176cm



MY - 143 x 73" / 363 x 185cm



MZ - 107 x 65" / 271 x 165cm

### FEATURES

- Hardwood, softwood and engineered wood products; all joints pinned & glued for uniformity & strength
- Back: Premium elastic webbing offers consistent suspension for the life of the product
- Seat: Interwoven 100% elastic webbing offers consistent suspension for the life of the product
- Touch button for power operation

### HOW WE MEASURE

**Height** - measured from the highest point of the back pillow to the floor.

**Depth** - measured from the front edge of the seat cushion to the top of the back.

**Width** - measured from the widest point of the arm or arm pillow to the widest point of the opposite arm or arm pillow.

**Arm Height** - measured from the top of the arm to the floor.

**Seat Height** - measured from the crown of the seat cushion to the floor.

### WARRANTY

- 10 years on frame and suspension (standard Palliser warranty)
- 5 years on sofa/bed mechanism (unique to the My Comfort bed mech)
- 10 years on mattress (Serta warranty)
- 5 years pro-rated on cushions (standard Palliser warranty)
- 5 years pro-rated on leather (standard Palliser warranty)
- 1 year on bonded leathers (standard Palliser warranty)
- 1 year on fabric and vinyl (standard Palliser warranty)